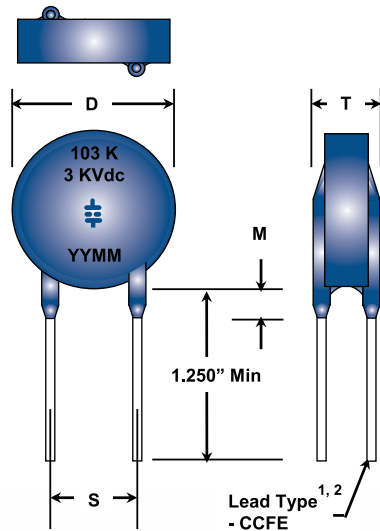


High Voltage Radial Lead Disc Capacitors

Military & Commercial Grade - 3 kVDC to 20 kVDC



CalRamic Technologies LLC manufactures a series of highly reliable, single layer, conformally coated, ceramic disc capacitors, designed with leaded terminals and intended for those applications where the capacitor may be exposed to higher levels of thermal and mechanical shock.

These capacitors are manufactured under strict quality control guidelines to ensure unparalleled performance in high voltage applications.

These capacitors, which draw on thirty plus years of proven design and process experience, utilize double action pressing to minimize gradients within the dielectric powder and produce a finished capacitor with a uniform fired ceramic density.

Capacitors are available with ultra stable Class I, NPO dielectrics, essential where low losses and tight capacitance

tolerances are critical and stable Class II, X5R, X7R, X5U and Z5U dielectric materials, which are intended for those applications where added dielectric losses and less precision can be tolerated.

These capacitors are ideally suited as snubbers for switching power supplies, coupling and decoupling capacitors, inverter circuitry, lighting ballasts, and other high voltage pulse applications.

1. Lead Size: D30, D40 @ 0.025" ϕ (#22 AWG) [0.64 mm]
D50 & larger @ 0.32" ϕ (#20 AWG) [0.81 mm]
2. Lead Finish: Solder Plate - Standard / RoHS – 100% Tin Plate
3. Order of marking may vary depending on size of capacitor

Performance Characteristics

Specification	Dielectric Type (EIA Designation)				
	NPO (COG)	X7R	X5R	X5U	Z5U
Material Classification	Type I, Ultra Stable, K76	Type II, Stable, K2350	Type II, Stable, K2500	Type II, Stable, K5000	Type II, Stable, K10000
Coefficient of Thermal Expansion	$9 \times 10^{-6} / ^\circ\text{C}$	$11 \times 10^{-6} / ^\circ\text{C}$	$11 \times 10^{-6} / ^\circ\text{C}$	$11 \times 10^{-6} / ^\circ\text{C}$	$11 \times 10^{-6} / ^\circ\text{C}$
Density	72 g / in ³				
Operating Temperature Range	-55 to +125°C		-55 to +85°C		+10 to +85°C
Aging Rate	0	-2% Max per decade hour		-3% Max per decade hour	
Temperature Coefficient	± 30 PPM / °C	$\pm 15\%$		+22 / -56%	
Voltage Coefficient	Negligible	-20% Max @ WVDC		-35% Max @ WVDC	
Capacitance Range	1.4 pF to 350 pF	42 pF to 0.012 μF	44 pF to 0.012 μF	80 pF to 0.022 μF	150 pF to 0.045 μF
Voltage Range	3 kVDC to 20 kVDC				
Insulation Resistance @ +25°C	100,000 M Ω or 1000 M Ω - μF , W/E is less				
Insulation Resistance @ T Max	10,000 M Ω or 100 M Ω - μF , W/E is less				
Dissipation Factor	0.1% Max	2.5% Max			
DWV	1.5 x WVDC				

General Information

1. Standard inspection and Group A testing, when required, is performed in accordance with applicable requirements of MIL-PRF-49467, DSCC 87125, DSCC 89087 and NASA GSFC S-311-15C.
2. Special testing including 100% Partial Discharge (Corona) is available upon request. Contact factory.
3. Custom voltages, package sizes and capacitance values available. Contact factory.
4. Higher voltage parts may require further encapsulation to prevent surface arc over and breakdown. When required, parts should first be cleaned and oven dried at +85°C. Silicone rubbers or a suitable epoxy may be used and de-airing of encapsulates is recommended.
5. Testing of higher voltage parts before installation and / or supplemental encapsulation, may be done in a suitable, non-contaminating dielectric fluid like FC-40.
6. Large ceramic capacitors, even leaded devices are susceptible to damage when exposed to thermal and / or mechanical shock. Refer to Technical Bulletin AN103 for handling and installation recommendations.

High Voltage Radial Lead Disc Capacitors

Military & Commercial Grade - 3 kVDC to 20 kVDC

Electrical / Mechanical Characteristics

Working Voltage	Disc Style	Dimensions [in]				Capacitance Range [pF]									
		D Max	S ± 0.030	T Max	M Max	NPO		X5R		X7R		X5U		Z5U	
						Min	Max	Min	Max	Min	Max	Min	Max	Min	Max
3 kVDC	D30	0.300	0.250	0.210	0.125	8.4	12	270	370	260	350	500	670	1000	1300
	D40	0.400	0.250	0.210	0.125	12	24	410	780	380	730	730	1400	1500	2900
	D50	0.500	0.375	0.210	0.125	28	46	920	1500	870	1400	1700	2700	3400	5600
	D60	0.600	0.375	0.210	0.125	38	61	1300	2000	1200	1900	2200	3600	6000	7300
	D70	0.700	0.500	0.210	0.125	63	95	2100	3100	2000	2900	3700	5600	7500	11000
	D80	0.800	0.500	0.210	0.125	94	110	3100	3800	2900	3500	5500	6800	11000	13000
	D90	0.900	0.500	0.210	0.125	110	160	3700	5300	3500	5000	6600	9500	13000	19000
	D100	1.000	0.500	0.210	0.125	150	200	5000	6500	4700	6200	9000	12000	18000	13000
	D120	1.200	0.500	0.210	0.125	200	310	6600	10000	6200	9500	12000	18000	24000	36000
D140	1.400	0.625	0.210	0.125	310	350	10000	12000	9600	12000	19000	22000	37000	45000	
5 kVDC	D30	0.300	0.250	0.250	0.125	5.1	6.9	160	220	150	210	300	400	600	820
	D40	0.400	0.250	0.250	0.125	7.3	15	250	473	230	440	440	850	900	1700
	D50	0.500	0.375	0.250	0.125	17	28	560	920	520	860	1000	1600	2100	3300
	D60	0.600	0.375	0.250	0.125	23	37	760	1200	700	1100	1400	2200	3600	4300
	D70	0.700	0.500	0.250	0.125	38	57	1300	1800	1200	1800	2300	3400	4500	6700
	D80	0.800	0.500	0.250	0.125	57	69	1900	2300	1800	2100	3400	4000	6800	8200
	D90	0.900	0.500	0.250	0.125	69	97	2200	3100	2100	3000	4000	5700	8100	11000
	D100	1.000	0.500	0.250	0.125	92	120	3000	3900	2900	3700	5500	7100	11000	14000
	D120	1.200	0.500	0.250	0.125	120	180	3900	6100	3800	5700	7200	11000	14000	22000
D140	1.400	0.625	0.250	0.125	190	230	6200	7500	5800	7000	11000	13000	22000	27000	
7.5 kVDC	D30	0.300	0.250	0.310	0.150	3.4	4.6	110	150	100	150	200	270	400	540
	D40	0.400	0.250	0.310	0.150	5	9.6	170	310	150	300	300	570	600	1100
	D50	0.500	0.375	0.310	0.150	12	19	370	610	350	580	670	1100	1400	2200
	D60	0.600	0.375	0.310	0.150	15	25	510	800	470	750	900	1450	2400	2900
	D70	0.700	0.500	0.310	0.150	25	38	830	1200	780	1200	1500	2200	3000	4500
	D80	0.800	0.500	0.310	0.150	37	46	1300	1500	1200	1400	2200	2700	4500	5400
	D90	0.900	0.500	0.310	0.150	45	65	1500	2100	1400	2000	2700	3800	5400	7600
	D100	1.000	0.500	0.310	0.150	60	80	2000	2600	1900	2500	3700	4700	7300	9500
	D120	1.200	0.500	0.310	0.150	80	120	2600	3300	2500	3800	4800	7400	9500	14000
D140	1.400	0.625	0.310	0.150	120	150	4100	5000	3800	4700	7400	9000	15000	18000	
10 kVDC	D30	0.300	0.250	0.440	0.170	2.5	3.5	84	110	78	110	150	200	300	410
	D40	0.400	0.250	0.440	0.170	3.8	7.2	120	230	110	220	220	420	450	850
	D50	0.500	0.375	0.440	0.170	8.5	14	280	480	260	430	500	820	1000	1600
	D60	0.600	0.375	0.440	0.170	12	18	380	600	350	560	680	1000	1800	2100
	D70	0.700	0.500	0.440	0.170	19	28	620	940	580	880	1100	1700	2300	3400
	D80	0.800	0.500	0.440	0.170	28	34	930	1100	870	1100	1700	2000	3400	4100
	D90	0.900	0.500	0.440	0.170	34	48	1100	1600	1000	1500	2000	2900	4000	5700
	D100	1.000	0.500	0.440	0.170	46	60	1500	2000	1400	1800	2700	3500	5500	7100
	D120	1.200	0.500	0.440	0.170	60	93	2000	3000	1900	2800	3600	5500	7200	11000
D140	1.400	0.625	0.440	0.170	94	110	3100	3700	2900	3500	5600	6800	11000	13000	
15 kVDC	D30	0.300	0.250	0.545	0.175	1.6	2.3	55	76	52	71	100	130	200	270
	D40	0.400	0.250	0.545	0.175	2.4	4.8	52	160	76	150	150	280	300	570
	D50	0.500	0.375	0.545	0.175	5.7	9.4	180	300	180	290	330	550	700	1100
	D60	0.600	0.375	0.545	0.175	7.7	12	250	400	230	370	450	720	1200	1400
	D70	0.700	0.500	0.545	0.175	12	20	410	620	390	590	750	1100	1500	2200
	D80	0.800	0.500	0.545	0.175	19	23	620	760	580	710	1100	1360	2300	2700
	D90	0.900	0.500	0.545	0.175	23	32	740	1000	690	1000	1300	1900	2700	3800
	D100	1.000	0.500	0.545	0.175	30	40	1000	1300	950	1200	1800	2400	3700	4700
	D120	1.200	0.500	0.545	0.175	40	60	1300	2000	1300	1900	2400	3600	4800	7300
D140	1.400	0.625	0.545	0.175	60	77	2100	2500	1900	2300	3700	4500	7500	9000	
20 kVDC	D50	0.500	0.375	0.650	0.175	4.6	6.8	150	220	140	210	270	400	500	830
	D60	0.600	0.375	0.650	0.175	6.2	8.9	200	290	190	270	360	520	890	1000
	D70	0.700	0.500	0.650	0.175	10	14	330	450	310	430	600	820	1200	1700
	D80	0.800	0.500	0.650	0.175	15	17	500	550	470	520	900	1000	1700	2000
	D90	0.900	0.500	0.650	0.175	18	23	600	770	560	720	1100	1400	2000	2800
	D100	1.000	0.500	0.650	0.175	24	30	800	960	760	900	1500	1700	2800	300
	D120	1.200	0.500	0.650	0.175	32	45	1000	1500	1000	1400	1900	2600	3600	5500
D140	1.400	0.625	0.650	0.175	50	56	1700	1800	1600	1700	3000	3300	5600	6800	

High Voltage Radial Lead Disc Capacitors

Military & Commercial Grade - 3 kVDC to 20 kVDC

Part Number / Ordering Information

D30 **D50** **W** **921** **M** **M** **R**

Voltage

D30 = 3 kVDC
D100 = 10 kVDC
D150 = 15 kVDC

Style

D50
- Reference table

Dielectric

N = NPO
W = X5R
X = X7R
Y = X5U
Z = Z5U

Capacitance

Value in pF
- Two significant figures, plus number of zeros
8R4 = 8.4 pF
921 = 920 pF
223 = 22,000 pF

Tolerance

J = $\pm 5\%$, NPO only
K = $\pm 10\%$
M = $\pm 20\%$
P = -0 / +100%
Z = -20 / +80%

Screening

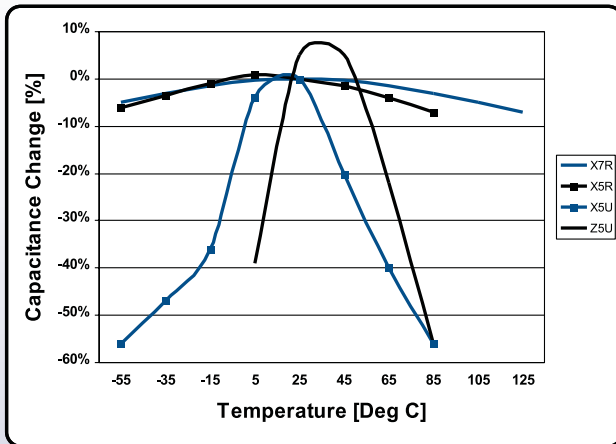
M = Group A
- Excludes corona

RoHS

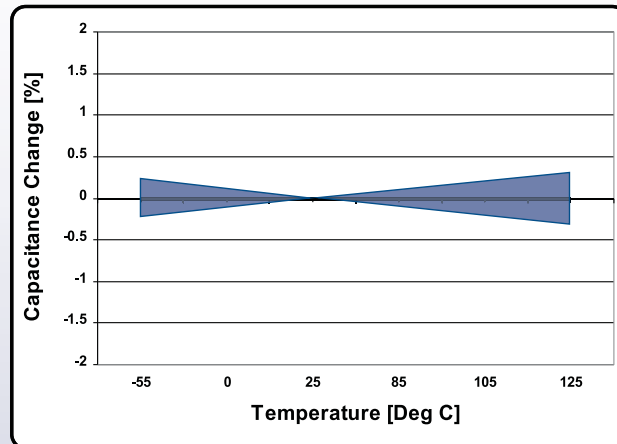
R = RoHS

Note: Group A and RoHS compliance is not included unless designated in part number

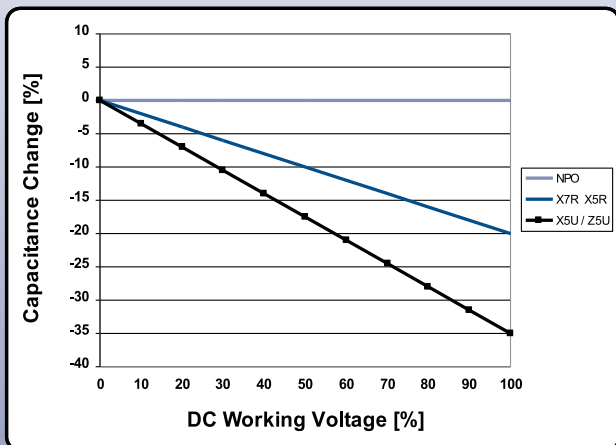
Performance Charts (Typical)



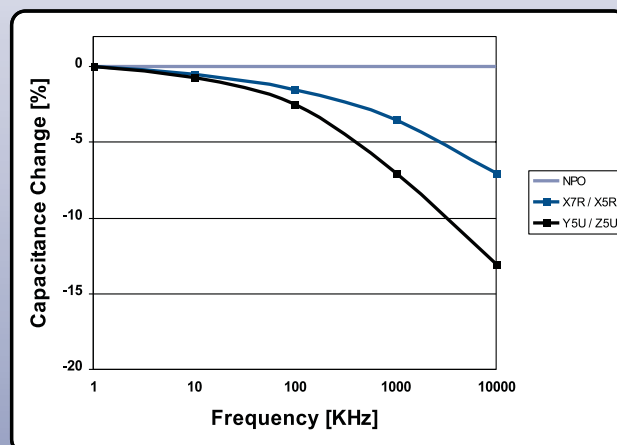
Class II Temperature Coefficient



NPO Temperature Coefficient



Voltage Coefficient



Capacitance Vs Frequency